

**PAEA International Affairs Committee
International Clinical Rotation Survey – 2008
(Based on 99 responses)**

**Physician Assistant Education Association
Alexandria, VA
April 2008**



Table of Contents

Summary Table	1
Figure 1. Programs That Currently Have Active International Rotation	1
Figure 2. Programs That Have Inactive International Sites	1
Table 1. Active and Inactive Rotation Sites	2
Figure 3. Institutions/Universities That Have Office of International Affairs ----	3
How programs utilize Office of International Affairs	3
Figure 4. Program That Utilize Office of International Affairs	3
Figure 5. Effects of the New ARC-PA Policy on Geographical Scope	3
Table 2. Active and Inactive Rotation Sites with Participating Program Details	4
Table 3. International Sites and Number of Programs 2005-2008	10
Detailed Comments	12
PAEA 2008 International Clinical Rotation Survey Questionnaire	18

Summary Statistics

Region & Country	Participating Programs				Rotation Sites (countries)				Participating Students	
	Total		Active		Total		Active		07-'08	06-'07
Africa	28	28%	23	51%	16	26%	15	29%	45	27
Asia/Indian Subcontinent	19	19%	10	22%	8	13%	5	10%	14	16
Australia/South Pacific	13	13%	10	22%	6	10%	5	10%	8	5
Caribbean	15	15%	6	13%	5	8%	4	8%	12	11
Central/North/South America	41	41%	30	67%	14	23%	14	27%	79	99
Eastern Europe/Northern Asia	4	4%	2	4%	4	7%	2	4%	0	5
Middle East	1	1%	0	0%	1	2%	0	0%	0	0
Western Europe	14	14%	10	22%	7	11%	6	12%	10	17
<i>Total</i>	99		45		61	100%	51	100%	168	180

Figure 1. Programs That Have Active International Rotation in the Past Two Academic Years (e.g., for 2008 survey, academic years 2006-07 and 2007-08) (Percent of respondents)

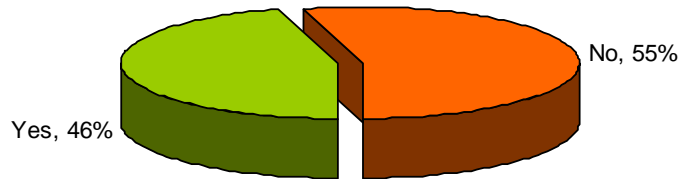


Figure 2. Programs That Had International Sites in the Past That Are Not Currently Active (Percent of respondents)

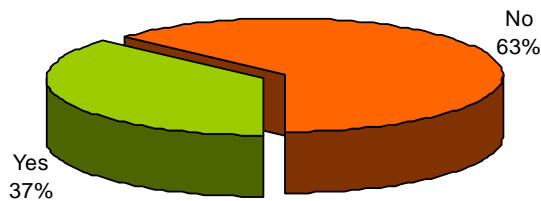
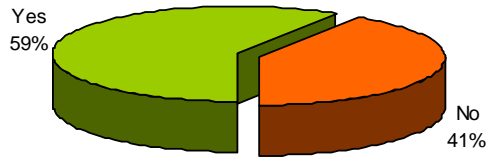


Table 1. Active and Inactive Rotation Sites with Participating Program Details
(Based on 99 responses)

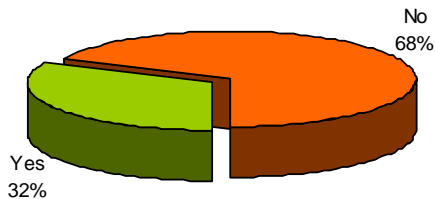
Region & Country	Participating Programs		Region & Country	Participating Programs	
	Total	Active		Total	Active
Africa (16)	28	23	Central/North/South America (14)	41	30
<i>Algeria</i>	1	0	<i>Argentina</i>	1	1
<i>Cameroon</i>	2	2	<i>Belize</i>	15	11
<i>Egypt</i>	2	2	<i>Bolivia</i>	4	3
<i>Ethiopia</i>	1	1	<i>Canada</i>	1	1
<i>Ghana</i>	5	3	<i>Costa Rica</i>	4	3
<i>Kenya</i>	7	4	<i>Ecuador</i>	8	7
<i>Liberia</i>	1	1	<i>El Salvador</i>	2	1
<i>Morocco</i>	1	1	<i>Guatemala</i>	12	8
<i>Nigeria</i>	1	1	<i>Guyana</i>	1	1
<i>Rwanda</i>	1	1	<i>Honduras</i>	4	3
<i>Senegal</i>	3	3	<i>Mexico</i>	10	8
<i>South Africa</i>	7	6	<i>Nicaragua</i>	7	5
<i>Tanzania</i>	3	2	<i>Peru</i>	9	4
<i>Togo</i>	1	1	<i>South America (in general)</i>	1	1
<i>Uganda</i>	3	3	Eastern Europe/Northern Asia (4)	4	2
<i>Zambia</i>	1	1	<i>Belarus</i>	1	0
Asia/Indian Subcontinent (8)	19	10	<i>Bulgaria</i>	1	1
<i>China</i>	3	2	<i>Moldova/Romania</i>	1	1
<i>India</i>	12	4	<i>Russia</i>	1	0
<i>Laos</i>	1	1	Middle East (1)	1	0
<i>Nepal</i>	1	1	<i>Middle East (in general)</i>	1	0
<i>Pakistan</i>	1	0	Western Europe (7)	14	10
<i>Philippines</i>	1	0	<i>Germany</i>	3	1
<i>Sri Lanka</i>	1	0	<i>Ireland</i>	1	1
<i>Thailand</i>	2	2	<i>Italy</i>	2	1
Australia/South Pacific (6)	13	10	<i>Netherlands</i>	1	1
<i>Australia</i>	6	5	<i>Sweden</i>	1	0
<i>Guam</i>	1	1	<i>Switzerland</i>	1	1
<i>Papua New Guinea</i>	2	1	<i>United Kingdom</i>	9	5
<i>Samoa</i>	1	1			
<i>Tonga</i>	1	0			
<i>New Zealand</i>	2	2			
Caribbean (5)	15	6			
<i>Bahamas</i>	1	0			
<i>Dominican Republic</i>	4	2			
<i>Haiti</i>	6	2			
<i>Jamaica</i>	3	1			
<i>Other</i>	1	1			

Source: PAEA International Affairs Committee International Rotation Survey - 2008

**Figure 3. Institutions/Universities That Have Office of International Affairs
(Percent of respondents)**



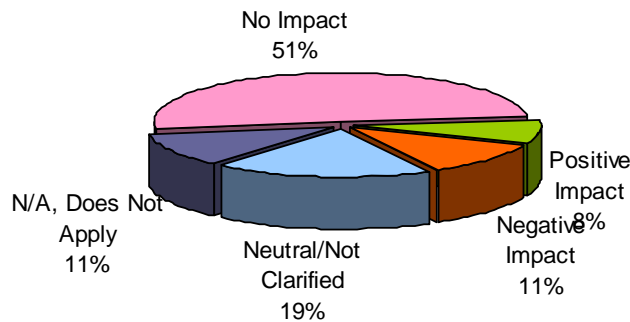
**Figure 4. Institutions/Universities That Have Utilized Office of International Affairs
(Percent of respondents)**



How programs utilize Office of International Affairs for International Rotation:

- Coordinating international rotations: Approving trips on behalf of the University; Collecting paperwork; Supporting with visas, insurance, and finance
- Advising: Cultural, language, health, travel, and safety issues
- Student referral and/or placement
- Serving to liaison students with community.
- Coordinating sites: Locating sites; Verifying legitimacy of sites; Obtaining information on stability of rotation countries; Setting up meetings with international individuals
- Developing the program for the college
- Developing policy and providing information on general trends sending students abroad.
- Faculty Travel Grants

**Figure 5. Effects of the New ARC-PA Policy on Geographical Scope
(Percent of respondents, based on 63 comments)**



**Table 2. Active and Inactive Rotation Sites and Participating Programs
(Based on 99 responses)**

Region & Country	Participating Programs		Participating Students		Program Name
	Total	Active	'07-'08	'06-'07	
Africa					
Algeria	1	0	0	0	<i>Saint Francis University</i>
Cameroon	2	2	3	2+	D'Youville College Trevecca Nazarene University
Egypt	2	2	2	N/A	Arcadia University Towson University CCBC Essex
Ethiopia	1	1	N/A	1	Union College
Ghana	5	3	11	9+	Chatham University <i>Kettering college of Medical Arts</i> Northeastern University <i>Pacific University</i> University of Utah
Kenya	7	4	5+	2+	Idaho State University Pacific University <i>Trevecca Nazarene University</i> <i>Union College</i> <i>University of Colorado Health Sciences Center</i> University of Nebraska Medical Center University of North Texas Health Science Center - Fort Worth
Liberia	1	1	N/A	N/A	University of Nebraska Medical Center
Morocco	1	1	4	3	Lock Haven University
Nigeria	1	1	2	N/A	Harding University
Rwanda	1	1	1	N/A	University of St Francis
Senegal	3	3	2+	1+	Arcadia University Des Moines University Rosalind Franklin University of Medicine and Science
South Africa	7	6	6+	6+	Des Moines University Grand Valley State University Medical College of Georgia Red Rocks Community College <i>Rosalind Franklin University of Medicine and Science</i> Towson University CCBC Essex University of Nebraska Medical Center
Tanzania	3	2	3+	1+	Emory University <i>Le Moyne</i> University of Iowa

* Italicized programs reported inactive sites in the corresponding countries.

Region & Country	Participating Programs		Participating Students		Program Name
	Total	Active	'07-'08	'06-'07	
Togo	1	1	1	N/A	University of Wisconsin - LaCrosse-Gundersen-Mayo
Uganda	3	3	5	1+	Arcadia University University of St Francis Yale University
Zambia	1	1	N/A	1	Northeastern University
Asia/Indian Subcontinent					
China	3	2	2+	2+	Emory University Pacific University <i>University of Colorado Health Sciences Center</i>
India	12	4	N/A	3	<i>Arcadia University</i> <i>Augsburg College</i> Central Michigan University <i>Duke University</i> <i>Lock Haven University</i> Marywood University Medical College of Georgia <i>Quinnipiac University</i> Rosalind Franklin University of Medicine and Science <i>Saint Francis University</i> <i>Trevecca Nazarene University</i> <i>University of Colorado Health Sciences Center</i>
Laos	1	1	N/A	2	University of Washington - MEDEX
Nepal	1	1	3	N/A	Union College
Pakistan	1	0	0	0	<i>Medical College of Georgia</i>
Philippines	1	0	0	0	<i>James Madison University</i>
Sri Lanka	1	0	0	0	<i>James Madison University</i>
Thailand	2	2	9	7	Idaho State University University of Utah
Australia/South Pacific					
Australia	6	5	6+	2+	<i>Midwestern University - Glendale</i> University of Iowa University of Nebraska Medical Center University of Texas Southwestern Medical Center University of Washington - MEDEX Wake Forest University
Guam	1	1	1	N/A	Union College
Papua New Guinea	2	1	N/A	2	Trevecca Nazarene University <i>University of Utah</i>

* Italicized programs reported inactive sites in the corresponding countries.

Region & Country	Participating Programs		Participating Students		Program Name
	Total	Active	'07-'08	'06-'07	
Samoa	1	1	1	N/A	Duke University
Tonga	1	0	0	0	<i>Arcadia University</i>
New Zealand	2	2	N/A	N/A	Red Rocks Community College University of Colorado Health Sciences Center
Caribbean					
Bahamas	1	0	0	0	<i>Pacific University</i>
Dominican Republic	4	2	2+	6	Chatham University <i>Midwestern University - Downers Grove</i> <i>Midwestern University - Glendale</i> Quinnipiac University
Haiti	6	2	10+	6+	<i>Cuyahoga Community College</i> Emory University <i>Saint Francis University</i> <i>Saint Louis University</i> <i>Trevecca Nazarene University</i> University of North Dakota
Jamaica	3	1	N/A	N/A	<i>Union College</i> University of Nebraska Medical Center <i>University of Texas Medical Branch - Galveston</i>
Other	1	1	N/A	N/A	Our Lady of the Lake College
Central/North/South America					
Argentina	1	1	N/A	N/A	Emory University
Belize	15	11	14+	12+	Des Moines University Kettering College of Medical Arts Marquette University Medical College of Georgia <i>Midwestern University - Glendale</i> Northeastern University Pacific University <i>Rocky Mountain College</i> Rosalind Franklin University of Medicine and Science Saint Francis University <i>Towson University CCBC Essex</i> <i>University of New England</i> University of Wisconsin - LaCrosse-Gundersen-Mayo Wake Forest University Yale University
Bolivia	4	3	1+	4+	Saint Louis University <i>Towson University CCBC Essex</i> University of Nebraska Medical Center Wichita State University

* Italicized programs reported inactive sites in the corresponding countries.

Region & Country	Participating Programs		Participating Students		Program Name
	Total	Active	'07-'08	'06-'07	
Canada	1	1	N/A	1	Arcadia University
Costa Rica	4	3	6+	18	<i>Arcadia University</i> Pacific University University of Colorado Health Sciences Center University of Nebraska Medical Center
Ecuador	8	7	8+	12+	Arcadia University <i>Midwestern University - Downers Grove</i> Pacific University Quinnipiac University Rosalind Franklin University of Medicine and Science University of Nebraska Medical Center University of New Mexico Wake Forest University
El Salvador	2	1	N/A	N/A	University of New Mexico <i>Quinnipiac University</i>
Guatemala	12	8	22+	30+	Arcadia University <i>Augsburg College</i> Chatham University Harding University <i>Midwestern University - Glendale</i> <i>Pennsylvania College of Technology</i> Rosalind Franklin University of Medicine and Science Stony Brook University <i>Union College</i> University of Nebraska Medical Center University of New Mexico University of Toledo
Guyana	1	1	8	6	University of Utah
Honduras	4	3	6	N/A	Duke University <i>Grand Valley State University</i> Our Lady of the Lake College Yale University
Mexico	10	8	4+	5+	Arcadia University Lock Haven University Medical College of Georgia Pacific University <i>Saint Francis University</i> Samuel Merritt College University of New Mexico University of Nebraska Medical Center <i>University of Toledo</i> Wake Forest University

* Italicized programs reported inactive sites in the corresponding countries.

Region & Country	Participating Programs		Participating Students		Program Name
	Total	Active	'07-'08	'06-'07	
Nicaragua	7	5	3+	6+	Alderson-Broadus College Arcadia University <i>Augsburg College</i> Union College University of Colorado Health Sciences Center
Nicaragua (continued)					University of Nebraska Medical Center <i>University of North Texas Health Science Center - Fort Worth</i>
Peru	9	4	7+	3+	<i>Arcadia University</i> Idaho State University <i>Le Moyne</i> <i>Rocky Mountain College</i> Towson University CCBC Essex <i>Union College</i> University of Nebraska Medical Center University of Toledo Yale University
South America	1	1	2	2	University of New Mexico
Eastern Europe/Northern Asia					
Belarus	1	0	0	0	<i>Saint Francis University</i>
Bulgaria	1	1	N/A	1	Towson University CCBC Essex
Moldova/Romania	1	1	N/A	4	Chatham University
Russia	1	0	0	0	<i>Le Moyne</i>
Middle East					
Middle East	1	0	0	0	<i>Emory University</i>
Western Europe					
Germany	3	1	N/A	1	<i>Arcadia University</i> Towson University CCBC Essex <i>Western University of Health Sciences</i>
Ireland	1	1	N/A	N/A	University of Nebraska Medical Center
Italy	2	1	N/A	N/A	<i>Arcadia University</i> Emory University
Netherlands	1	1	N/A	N/A	Wake Forest University
Sweden	1	0	0	0	<i>Northeastern University</i>
Switzerland	1	1	N/A	4	Central Michigan University

* Italicized programs reported inactive sites in the corresponding countries.

Region & Country	Participating Programs		Participating Students		Program Name
	Total	Active	'07-'08	'06-'07	
United Kingdom	9	5	10+	12+	Arcadia University <i>James Madison University</i> Red Rocks Community College <i>Towson University CCBC Essex</i> <i>University of Colorado Health Sciences Center</i> University of Kentucky <i>University of Washington - MEDEX</i> Wake Forest University Yale University

Source: PAEA International Affairs Committee International Rotation Survey - 2008

* Italicized programs reported inactive sites in the corresponding countries.

Table 3. International Sites and Number of Programs 2005-2008

		2008	2007	2006	2005
Programs that have international roations		45%	31%	39%	36%
Programs that use international offices		58%	60%	N/A	N/A
Programs that have international offices		50%	36%	N/A	N/A
Total responding programs		98	108	100	96
Number of unique programs that reported international rotations in the following countries		46	44	38	37
Africa					
	Algeria			1	
	Cameroon	2	1	1	1
	Congo				1
	Egypt	2		1	1
	Ethiopia	1	1		
	Ghana	3	2		
	Kenya	4	5	6	5
	Liberia	1			
	Mali		1		
	Morocco		1		
	Nigeria	1	1		
	Rwanda	1	1		
	Senegal	3	2		
	South Africa	5	5	4	3
	Swaziland		1	1	
	Tanzania	2	1	2	2
	Togo	1	1		
	Uganda	3	3	2	2
	Zambia	2	3	3	
	<i>Total number of sites</i>	<i>31</i>	<i>29</i>	<i>21</i>	<i>15</i>
<i>Number of unique programs in this region</i>		<i>23</i>	<i>21</i>	<i>16</i>	<i>15</i>
Asia/Indian Subcontinent					
	China	3	2	1	1
	India	3	5	3	1
	Laos	1	1		
	Nepal	1	1		
	Thailand	2	2	1	1
	Philippines		1	1	
	Pakistan			1	
	Vietnam				1
	<i>Total number of sites</i>	<i>10</i>	<i>12</i>	<i>7</i>	<i>4</i>
<i>Number of unique programs in this region</i>		<i>10</i>	<i>11</i>	<i>7</i>	<i>4</i>
Australia/South Pacific					
	Australia	5	3	1	2
	Guam	1			
	New Zealand	1	1	1	1
	Other Pacific Islands			2	
	Papua New Guinea	1	1	1	1
	Samoa	1			
	<i>Total number of sites</i>	<i>9</i>	<i>5</i>	<i>5</i>	<i>4</i>
<i>Number of unique programs in this region</i>		<i>9</i>	<i>5</i>	<i>3</i>	<i>3</i>

		2008	2007	2006	2005
Caribbean	Dominican Republic	2	3	2	
	Haiti	2	1	1	2
	Jamaica	1		1	1
	Bahamas		1	1	1
	St. Lucia		1		1
	Cayman Islands			1	
	Puerto Rico			1	2
	US Virgin Islands			1	1
	<i>Total number of sites</i>	5	6	8	8
<i>Number of unique programs in this region</i>	5	6	7	8	
Central/North/South America	Argentina	1			
	Belize	10	9	9	12
	Bolivia	3	2	3	1
	Canada	1	1	1	
	Costa Rica	3	4	4	4
	Ecuador	6	3	3	3
	El Salvador	1		1	2
	Guatemala	8	11	10	9
	Honduras	3	1	2	7
	Mexico	8	10	5	4
	Nicaragua	5	3	1	2
	Peru	4	4	3	
	Chile			1	
	Guyana			1	
	Brazil				1
	Colombia				1
	Panama				1
<i>Total number of sites</i>	53	48	44	47	
<i>Number of unique programs in this region</i>	31	29	25	25	
Eastern Europe/Northern Asia	Bulgaria	1	1		
	Croatia		1		
	Moldova	1	1	1	1
	Romania	1			1
	Russia				2
<i>Total number of sites</i>	3	3	1	4	
<i>Number of unique programs in this region</i>	2	3	1		
West Europe	Germany		3	3	
	Ireland	1			
	Italy	1			
	Netherlands	1			
	Sweden	1		1	
	Switzerland		1	1	
	United Kingdom	5	6	3	
<i>Total number of sites</i>	9	10	8		
<i>Number of unique programs in this region</i>	8	10	6		
Other	Other	1	1		
Europe	Europe				3

Detailed Comments

How programs utilize Office of International Affairs for International Rotation:

- Adapting to culture changes and differences Help language issues
- They approve all trips for the students on behalf of the University. They also collect paperwork as part of their approval process to ensure the safety of the students while abroad.
- Advise and student referral.
- students may volunteer to participate on international mission experiences away from university; the office serves to liaison students with community parties involved with this type of work
- to answer questions
- Whenever we have a student that wants these rotations
- Faculty Representative to the committee and all PA students fulfill elective international rotations through the Office of International Affairs.
- Support with student visas, travel insurance, advice about travel to certain countries
- Our Center for Global Education (CGE) helps us coordinate sites. Students register through CGE and are able to use 70% of the tuition for their rotation or class towards the cost, including airfare and in-country expenses.
- We did a few international rotations several years ago. We do not currently do so.
- I am the OIA and I am developing the program for the college
- Our students are able to submit an application to join a medical team from the University. Usually, a team consists of 5-6 clinicians, 10 DO students, and 1-2 PA students. On some trips there may be students and faculty from the Public Health Program.
- We don't actually utilize them per se but rather make sure that students or faculty traveling internationally for program purposes comply with university requirements related to international travel.
- Advisory capacity
- The IA office is more for international students issues (visas, border issues, etc.)
- The Office is the general starting point for all international experiences. The Program does not maintain international rotations but uses the office to place students. International experience placements vary from year to year and are not constant.
- They handle all the finances and advertising. They arrange evacuation insurance. They wire money over seas. They also have a brief orientation for student going abroad.
- For providing our students with appropriate information with regards to the country to be visited. 2-To make sure that our students meet all university requirements. 3-To verify that we deal with legitimate organizations. 4-To obtain information relating to the political stability of the country/ countries to be visited.
- For complete coordination of a student's international travel experience. From selection of possible sites to safety tips, health requirements, travel issues,
- Coordination of rotations, Information regarding student resources at sister institutions, coordination of travel, funding for students
- Help with locating sites if needed. Setting up meetings with visiting international individuals.
- They are very important to us. We direct any student that wishes to become an International Student to utilize every aspect of this department.
- We have a Center for International Studies which has arranged undergrad study abroad. We are presently developing a collaboration with this center for future student work abroad with our PA Program specifically.

- Only a very small amount at the end of the process - they needed a copy of the Affiliation Agreement and a small amount of additional \$\$ for insurance.
- We have utilized the International Affairs office when hosting foreign military services interested in starting PA programs, not for students.
- We rely on the office for guidance, policy development and general trends sending students abroad. This group also helps with our international students.
- Faculty Travel Grants

Effects of the New ARC-PA Policy on Geographical Scope:

- We had been looking at it in more less the same way, so the Policy just gave it reality.
- I did not have to apply this standard since we have not had student outside of the US recently.
- There have been no deleterious effects on the International experiences for the students as these are one- to two-week elective rotations and the remainder of the rotation (typically 3-5 weeks) is fulfilled by a rotation site within the US. All of the organizations with which the students travel are based in the US using US licensed and certified physicians and physician assistants. The international rotations are treated the same as all other rotations in evaluation processes, objectives and assignments.
- Positive - have caused us to focus attention on insuring learning objectives are established and met.
- No effect. Currently international rotations are limited to electives only.
- n/a
- No response. This is an elective and well-supervised. The students rotating in our border clinics also go into Mexico on occasion as well.
- No effect
- I represent a new PA program. The current ARC-PA accreditation policy discourages a new program from establishing international rotations. It's extremely difficult to provide objective information that an international clinical rotation meets the same learning outcomes as that of a domestic clinical rotation.
- We don't do them because of the ARC PA policy.
- unknown will discover after our next site visit
- Not familiar with it. Will like to have international rotations.
- no problem
- The students who chose to fulfill a international elective do so during their spring break. The elective is not part of the core PA curriculum, so the ARC-PA policy does not apply.
- No major effect
- undecided
- It has not made any difference. We have always held the same standards for our international rotations as for our domestic rotations. We also have a very active international program for academic phase students that allow over half of each class exposure to global medicine and gives faculty the opportunity to develop and maintain our international rotation sites. Since 2004 we have had approximately 1/2 of each academic class travel internationally. Our academic phase international sites include Nicaragua, Namibia, and Guatemala.
- We elected to discontinue our international rotations.
- We have at least temporarily ceased international rotation placements.
- As we are not currently sending students on international rotations the new policy has not impacted us.
- Not sure

- I think ARC-PA should only collect information relative to the standards in the application and not use it as a data collection tool. I do not use international rotations currently as I have not found any with adequate supervision (yes, I know they exist...I just have not found any) I think another concern is student safety and security
- None.
- Will not allow students to participate in rotations in foreign countries.
- Neutral. LSUHSC will not authorize students to do international rotations. It is very difficult to get them on rotations in other states.
- no direct effect; very few international rotational experiences
- The new policy has not had any effect on our rotations. Our students use the site as an elective and must go with an approved group from the university.
- I'll tell you on our next site visit, however, I don't think (I'm an optimist) that we will have any trouble with compliance.
- Generally, it is a helpful policy
- This policy is quite reasonable and provides guidance to programs who wish to undertake international rotations. These are "real" rotations, and should be treated as such. Perhaps ARC-PA should do a PAEA educational session on what is "initial and ongoing evaluation" and "comparable evaluation" to assist programs that don't understand these concepts.
- None for our program that I am aware of. However, I have had students ask about doing international rotations and would like to look into it. I think the main problem is the expense on top of an already expensive 27 month program.
- neutral
- None
- ARC-PA policy makes it very unlikely we will offer international rotations in the near future.
- No noticeable effects
- None to my program
- International sites selected and evaluated using the same criteria as domestic sites. 2. Expectations for student's acquisition of clinical skills is the same for international and domestic sites. 3. Students and preceptors complete the same assessment forms for international and domestic rotations. Although our program is transitioning to on-line clinical assessment tools, for some international sites students and preceptors may have to complete the instruments on paper.
- The standard seems pretty ethnocentric to me and appears to be written in a way to discourage international experience. However, we treat electives differently than core rotations and therefore have no particular difficulty meeting the standards as written.
- No effect. We treat all rotations the same. Local faculty, affiliation agreements. Additionally, international rotations are classified as electives.
- Positive - Students are required to have evacuation and health insurance while abroad. Negative - more paperwork required; more cost to student for the above insurances.
- Minimal. These rotations are developed as electives as students request or as they become available. Frequently it is a "split" elective with half the time spent abroad and the other half locally.
- Positive
- These are only used for electives.
- No effect whatsoever. PA faculty serve as Preceptor for the rotation.
- No effect on this program, since we have no international rotations, and do not plan to develop any.

- In 2007-2008 our students' experiences were coordinated through Child Family Health International (CFHI) which has its headquarters in San Francisco, CA and only caters to medical, PA and nursing students. The organization has been around for about 15 years and provides relatively good programs for our students. It is actively involved in the development the clinical sites and makes them available after they meet established criteria. They have indicated that they will cooperate with us in planning site visits. We look forward to developing an ongoing site visit program with the guidance of the university international center, participation of other PA programs and the cooperation of CFHI.
- none
- We have taken a much harder look at how we manage these international sites and how we evaluate the curriculum there.
- No effects as of this point
- At this point, no effect, however, as we solidify our process for site visits, this may have a significant impact on where future students go for international rotations.
- None really. We have reduced the number of rotations because of cost for travel and safety.
- Since our program began in 2005 and our first international rotation was in 2007, we did not have any international rotations before the new ARC-PA Policy was published. Our plan from the beginning was to treat the international sites the same as our local sites.
- None
- Has not affected us.
- They have had no effect. We already have a high standard for clinical sites that is applied equally within & out side the USA
- Unable to comment at this time
- No impact on our program.
- For our program to date we have not felt any positive or negative effects of the new policy.
- No real effect
- Am not aware of the policy, so it apparently hasn't affected us.
- We must site visit locations on a routine basis.
- We are new program, Charter class will begin in June 2008
- No effect, we send faculty with students.

PAEA 2008 International Clinical Rotation Survey

1A. Do you currently have an active (in the last 2 academic years 2006-07 and 2007-08) international rotation?

Yes
No

1B. Which country or countries do you currently have an active international rotations(s)?

Africa	Caribbean	Central/North/South America	Australia/South Pacific
Algeria	Anguilla	Argentina	Australia
Cameroon	Antigua and Barbuda	Belize	Christmas Island
Chad	Bahamas	Bolivia	Fiji
Congo	Barbados	Brazil	Guam
Egypt	Bermuda	Canada	New Zealand
Ethiopia	Cayman Islands	Chile	Pacific Islands
Ghana	Cuba	Colombia	Papua New Guinea
Kenya	Dominica	Costa Rica	Samoa
Liberia	Dominican Republic	Ecuador	Solomon Islands
Libya	Grenada	El Salvador	Tahiti
Madagascar	Haiti	Guatemala	Tahiti
Niger	Jamaica	Guyana	Tonga
Nigeria	Martinique	Honduras	Other
Senegal	Netherlands Antilles	Mexico	
Somalia	Puerto Rico	Nicaragua	
South Africa	St. Lucia	Panama	
Sudan	St. Vincent	Paraguay	
Tanzania	Trinidad and Tobago	Peru	
Uganda	Turks and Caicos	Suriname	
Zambia	US Virgin Islands	Uruguay	
Other	Other	Venezuela	
		Other	

Eastern Europe/Northern Asia	Western Europe	Asia/Indian Subcontinent	Middle East
Albania	Austria	Afghanistan	Bahrain
Armenia	Belgium	Bangladesh	Cyprus
Azerbaijan	Denmark	Cambodia	Iran
Belarus	Finland	China	Iraq
Bosnia/Herzegovina	France	Hong Kong	Israel
Bulgaria	Germany	India	Jordan
Croatia	Gibraltar	Indonesia	Kuwait
Czech Republic	Greece	Japan	Lebanon
Estonia	Greenland	Malaysia	Saudi Arabia
Georgia	Iceland	Mongolia	Syria
Hungary	Ireland	North Korea	Turkey
Kazakhstan	Italy	Pakistan	United Arab Emirates
Kyrgyzstan	Luxembourg	Philippines	Yemen
Latvia	Monaco	Singapore	Other
Lithuania	Netherlands	South Korea	
Moldova	Norway	Sri Lanka	
Poland	Portugal	Taiwan	
Romania	San Marino	Thailand	
Russia	Spain	Vietnam	
Slovakia	Sweden	Other	
Slovenia	Switzerland		
Tajikistan	United Kingdom		
Turkmenistan	Other		
Ukraine			
Uzbekistan			
Yugoslavia			
Other			

2A. Does your institution/university have an Office of International Affairs?

- Yes
- No

2B. Do you utilize the Office of International Affairs?

- Yes
- No

2C. How do you utilize the Office of International Affairs?

3A. For each country, please indicate how many students participated in the rotation for the 2006-2007 program year:

	Country Name	Number of Students
1st Country	_____	_____
2nd Country	_____	_____
3rd Country	_____	_____
4th Country	_____	_____
5th Country	_____	_____

3B. How many total students were in the 2006-2007 program year (class size)?

4A. For each country, please indicate how many students participated in the rotation for the 2007-2008 program year:

	Country Name	Number of Students
1st Country	_____	_____
2nd Country	_____	_____
3rd Country	_____	_____
4th Country	_____	_____
5th Country	_____	_____

4B. How many total students were in the 2007-2008 program year (class size)?

5A. Have you had international rotations in the past that are not currently active?

Yes

No

5B. Which country or countries have you had international rotations in the past?

6. What have been the effects of the new ARC-PA Policy on Geographical Scope (positive and negative)?