

Do Texas-educated Physician Assistants Remain in Texas?

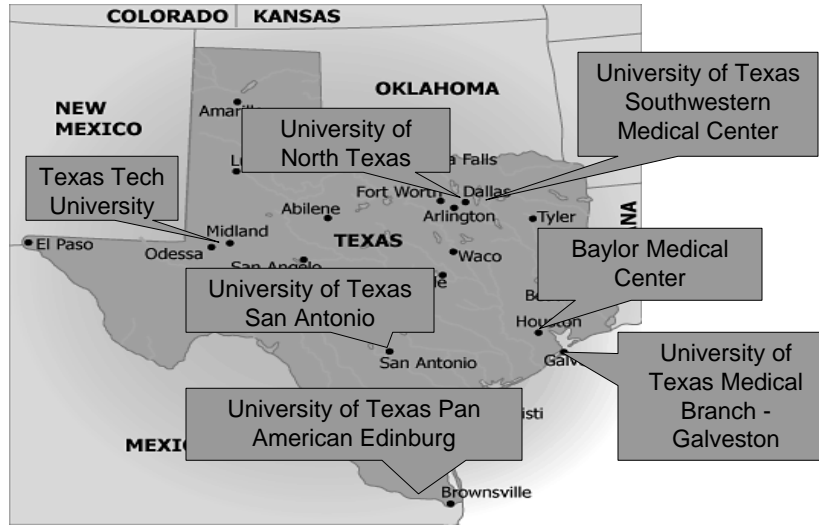
Venetia L. Orcutt, PhD, PA-C
P. Eugene Jones, PhD, PA-C
The University of Texas Southwestern Medical Center

Background & Question

- Texas healthcare system needs
 - Aggregate PA employment demographics
 - 7 civilian accredited PA Programs

 - Do Texas-educated PAs remain in Texas?
-

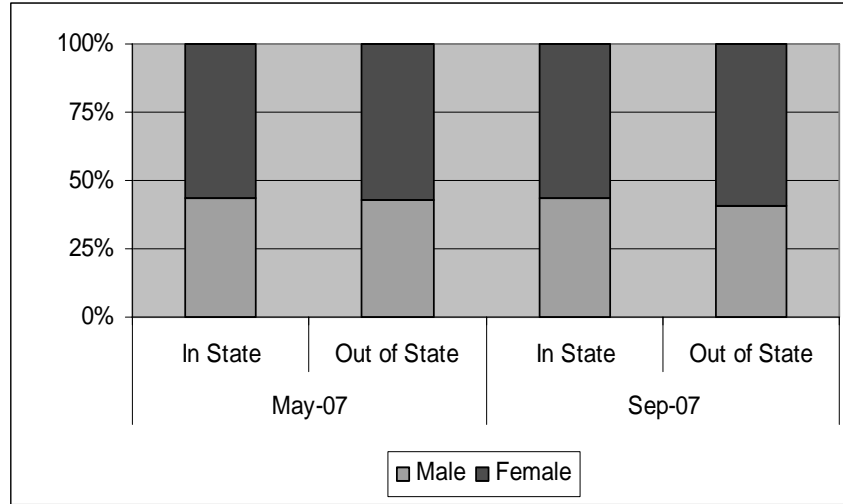
Texas PA Programs



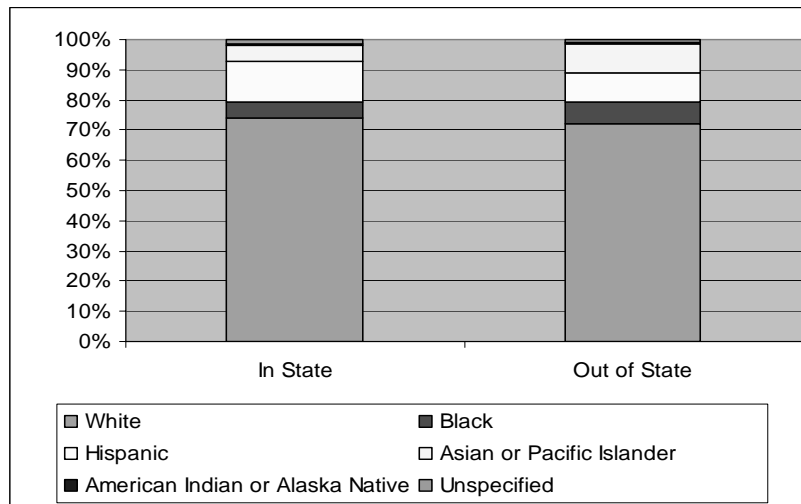
Methods

- Queries conducted via Texas State Medical Board website
- Updated 9/2007
- Variables assessed:
 - Total N of PAs holding Texas License
 - Demographics (gender, ethnicity)
 - Total N of graduates/program with active Texas license

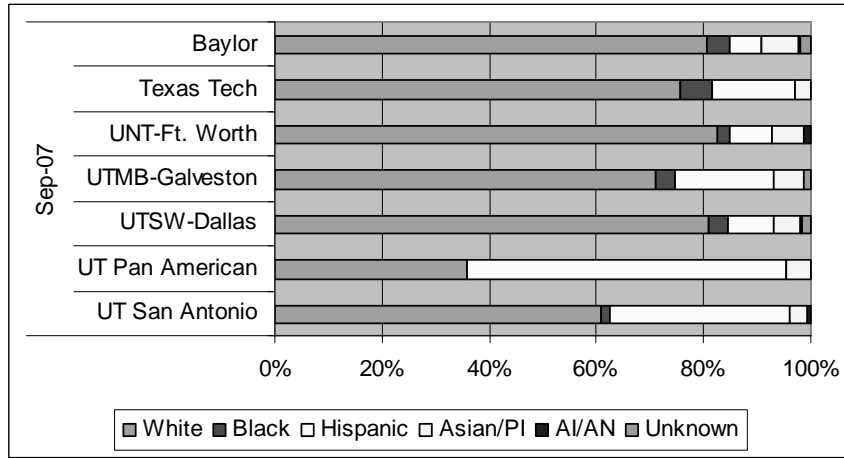
Aggregate Gender Distribution



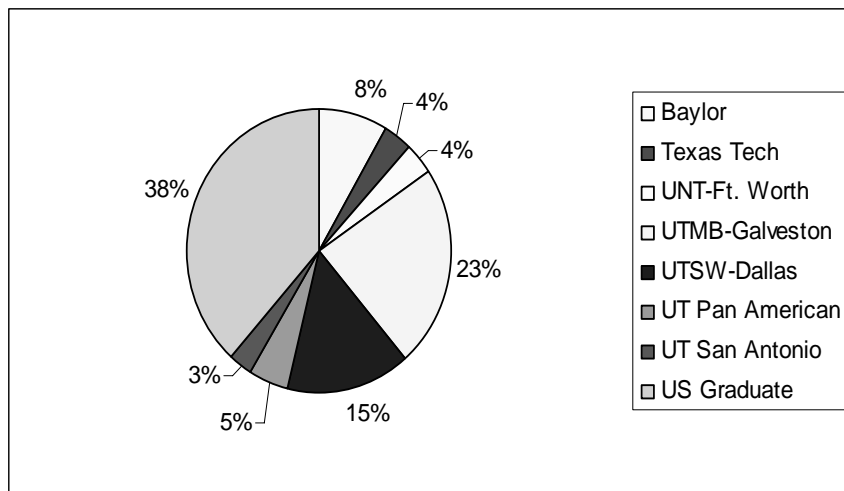
Aggregate Ethnicity Distribution



Texas Licensed PAs Ethnicity by PA Program, regardless of location



Texas PAs by Program of Graduation



PA Program Retention Rates

Program (Year 1st graduation)	Practice in Texas	Hold Texas License
Baylor (1973)	34.2%	40.2%
Texas Tech (2000)	62.4%	72%
UNT-Ft. Worth (1999)	68.5%	83.6%
UTMB-Galveston (1973)	53.6%	59.5%
UTSW-Dallas (1974)	57.9%	64.8%
UT Pan American (1996)	51.8%	63.4%
UT San Antonio (2001)	95.2%	100%**

Result Summary

- 62% of Texas PAs attended in-state programs
- Cumulative retention rate – 52.7%
- UT Pan American graduates highest percentage of minorities who remain in Texas

Limitations

- Reliability of data
 - UT San Antonio retention rate > 100%
- Time since inception
 - Older programs lower retention rates
 - Unable to assess periodic rates (last 5 years)

Implications

- Texas imports 38% of PAs from outside the state
 - Need to increase enrollment within state?
- Future research
 - Factors influencing decisions to stay in Texas
 - Trend analyses